

**Class LKG  
Planner for July  
Session (2022 – 23)**

Name : \_\_\_\_\_

Theme of the month : “Rainy Day “

Thought of the month : "Umbrella is comfort, rain is life! You must often leave comfort to touch the life!"

**Art and Craft :-**

**Fine Motor Skills :-**

Pasting, Imprinting and Painting .

**Activity :- My Activity Book (Primer A)**

\*Students will dip the finger in water colour and paint over the letters.

\*Students will tear the crepe paper into pieces and paste them on the given numbers.

\*Letter Cc to Ff (Page no. 5 to 11)

\* Number 1 & 2 ( Page no. 53 to 55)

**Colouring :- Alma Vista Book 2**

\*Drum

**Copy Work**

\*Ball, Mango, Kite, Flag

**Language Skills :- ( LSRW) Listening , Speaking, Reading , Writing**

**ENGLISH**

**Alma Vista Book 2**

\* Alphabets Capital and Small letters.

\* Multiple way to learn small letters l to n













\* Write the letters in order.

**Cursive Writing (Capital letters)**

\*Letter O to Z

## Written

\*. Capital cursive letters O to Z.

- 1)  - O      2)  - P      3)  - Q      4)  - R
- 5)  - S      6)  - T      7)  - U      8)  - V
- 9)  - W      10)  - X      11)  - Y      12)  - Z

\* Write the correct letter for the given pictures.



- \_\_\_\_



- \_\_\_\_

\* Circle the correct alphabet for the given pictures.



= G

E

\*. Form 5 two letter words from the given alphabets.

a, n, t, d, i, o

an, on, at, it, do

\*. Match letter to letter( Capital Cursive).

A      X

T      A

X      T

\*. Dictation Words.

am	an	on	at	it
go	me	my	ox	by

## Rhymes

1.Mummy and Daddy (Page no.78)

**Story:** -

The Christmas (Page no. 77)

## CONVERSATION

### LESSON - 3 : PEOPLE WHO HELP US

Teacher : Who teaches you?

Pooja : The Teacher teaches us.

Teacher : Who brings your letter?

Pooja : The postman brings our letter.

Teacher : Who sells books?

Pooja. : The book seller sells books.

Teacher : Who gives us grain?

Pooja : The farmer gives us grain.

Teacher : Who brings milk for us?

Pooja. : The milkman brings milk for us .

Teacher : Who stitches our clothes?

Pooja. : The tailor stitches our clothes.

## HINDI

Alma vista A book 2

- ट से ण तक पढ़ना तथा लिखना (page no.26-30)

Written (Class work copy)

- ट से ण तक लिखना



1) ट-

2) ठ-



3) ड -



4) ढ-



5) ण-x

खाली स्थान भरिए (अ से ण तक )

उदाहरण-

- अ \_\_\_ इ \_\_\_ उ \_\_\_
- चित्र देखकर अक्षर लिखिए

उदाहरण-



\_\_\_\_\_



\_\_\_\_\_

समान अक्षरों पर गोला लगाओ

- उदाहरण-

ख ऊ ऐ ख ओ

अक्षर से अक्षर मिलाओ

छ ठ

ठ छ

## MATHEMATICS

Maths Oral : Counting numbers from 1- 60

ALMA VISTA B (BOOK – 1 ) page no 56 - 61

Comparison – 1. Big or Small

2. Long or Short

3. Tall and Short

Maths Written : Counting numbers from 1 – 50

2. Counting numbers from 51 – 70

3. Counting numbers from 1 – 70

4. Number names from 1 -5

## **GENERAL KNOWLEDGE ( Oral )**

**ALMA VISTA (Book 2)**

**Question answers.**

**1. When do you do your homework?**

**Ans. I do my homework at 6 o'clock in the evening.**

**2. Say any three good manners.**

**Ans. Greet others, sharing, Help others.**

**3. What do you say if Someone gives you something?**

**Ans. I must say 'THANK YOU'.**

## **UPCOMING COMPETITIONS**

**\*Colouring 09.07.2022(Saturday)**

**\*English Recitation (with action). 23.07.2022 (Saturday)**